

# Week 2: Exercises

VR

**1**

**B $\flat$  $\Delta$**  **B $^{\circ}$**  **Cm $^7$**  **F $^7$**

T					
A	7	7	7	7	8
B	7	7	6	6	8
	6	6	7	7	8

**2**

**Dm $^7$**  **Gm $^7$**  **Cm $^7$**  **F $^7$**

T								
A	10	10	10	10	8	8	8	8
B	10	10	8	8	8	8	7	7
	10	10	10	10	8	8	8	8

**3**

**F $\Delta$**  **F $\sharp^{\circ}$**  **Gm $^7$**  **C $^9$**

T	1	1	1	3	3	3	(3)	3	3
A	2	2	1	3	3	3	3	3	3
B	2	1	1	3	3	3	2	2	2
	1	2	2	3	3	3	3	3	3

**4**

**F $\Delta$**  **F $\sharp^{\circ}$**  **Gm $^7$**  **C $^{13}$**  **Am $^7$**

T	10	10	10	10	11	11	10	(10)	5
A	9	9	8	8	10	10	9	9	5
B	10	10	10	10	8	8	8	8	5
	8	8	9	9	10	10	8	8	5

**5** Am<sup>11</sup> Dm<sup>7</sup> Gm<sup>7</sup> E<sup>o</sup>

Chord diagrams: Am<sup>11</sup> (3fr), Dm<sup>7</sup> (3fr), Gm<sup>7</sup>, E<sup>o</sup> (6fr).

TAB: 3 3 5 5 | 3 3 5 5 | 6 3 3 5 | 6 3 3 5 | 3 3 3 3 | 3 3 3 3 | 8 8 8 8 | 8 8 8 8 | 5 5 | 5 5

**6** Am<sup>7</sup> Dm<sup>11</sup> Cm<sup>7</sup> F<sup>9</sup> B<sup>b</sup>Δ

Chord diagrams: Am<sup>7</sup> (5fr), Dm<sup>11</sup> (5fr), Cm<sup>7</sup> (8fr), F<sup>9</sup> (7fr), B<sup>b</sup>Δ (6fr).

TAB: 5 5 5 5 | 5 5 5 5 | 6 6 6 6 | 8 8 8 8 | 8 8 8 8 | 8 8 8 8 | 8 8 8 8 | 8 8 8 8 | 6 6 | 6 6 | 5 5 | 5 5

**7** F<sup>Δ</sup> F<sup>#o</sup> Gm<sup>7</sup> C<sup>9</sup>

Chord diagrams: F<sup>Δ</sup>, F<sup>#o</sup>, Gm<sup>7</sup>, C<sup>9</sup>.

TAB: 1 1 2 2 | 1 2 1 1 | 1 2 1 1 | 3 3 3 3 | 3 3 3 3 | 3 3 3 3 | 3 3 3 3 | 3 3 3 3 | 3 3 | 3 3 | 3 3 | 3 3

Am<sup>11</sup> Dm<sup>7</sup> Gm<sup>7</sup> E<sup>o</sup>

Chord diagrams: Am<sup>11</sup> (3fr), Dm<sup>7</sup> (3fr), Gm<sup>7</sup>, E<sup>o</sup> (6fr).

TAB: 3 3 5 5 | 3 3 5 5 | 6 3 3 5 | 6 3 3 5 | 3 3 3 3 | 3 3 3 3 | 8 8 8 8 | 8 8 8 8 | 5 5 | 5 5

8

F $\Delta$

F $\sharp$  $\circ$

Gm7

C13

Am7

T	10	10	10	10	11	11	10	(10)	5
A	9	9	8	8	10	10	9	(9)	5
B	10	10	10	10	8	8	8	(8)	5
B	8	8	9	9	10	10	8	(8)	5

Am7

Dm11

Cm7

F9

B $\flat$  $\Delta$

T	5	(5)	5	6	6	6	8	(8)	8	8	8	8	8	8	6
A	5	(5)	5	5	5	5	8	(8)	8	8	8	8	8	8	7
B	5	(5)	5	5	5	5	8	(8)	8	8	8	8	8	8	7
B	5	(5)	5	5	5	5	8	(8)	8	8	8	8	8	8	6

9

B $\flat$  $\Delta$

A $\flat$ m7

D $\flat$ 9

G $\flat$ 6/9

Em7

A13

T	(6)	6	6	6	4	4	(4)	2	2	2	8	7
A	(7)	7	7	7	4	4	(4)	1	1	1	7	6
B	(7)	7	7	7	4	3	(3)	1	1	1	5	5
B	(6)	6	6	6	4	4	(4)	2	2	2	7	5

Dmaj9

A $\flat$ m11

D $\flat$ 7(b13)


G $\flat$  $\Delta$

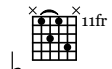
Gm7

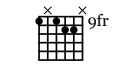
C7(b13)

T	5	5	5	5	14	14	10	(10)	10	11	(11)	11	11	9	(9)	9
A	6	6	6	6	11	11	10	(10)	10	10	(10)	10	10	9	(9)	9
B	4	4	4	4	13	13	9	(9)	9	11	(11)	8	8	8	(8)	8
B	5	5	5	5	11	11	9	(9)	9	9	(9)	10	10	8	(8)	8


10


**Bb $\Delta$**   



**Abm<sup>11</sup>**  


**Db7(b13)**  


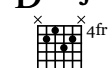
**Gb $\Delta$**   



**Em<sup>7</sup>**  



**A<sup>13</sup>**  




T	(6)	6	6	6	14	14	10	(10)	10	11	(11)	8	7
A	(7)	7	7	7	11	11	10	(10)	10	10	(10)	7	6
B	(6)	6	6	6	11	11	9	(9)	9	9	(9)	5	5

**Dmaj<sup>9</sup>**  



**Abm<sup>7</sup>**  


**Db<sup>9</sup>**  


**Gb<sup>6/9</sup>**  



**Gm<sup>7</sup>**  



**C<sup>9</sup>**  






T	5	5	5	5	4	4	(4)	2	2	2	3	3	3
A	6	6	6	6	4	4	(4)	1	1	1	3	3	(3)
B	4	4	4	4	4	3	(3)	1	1	1	3	3	(3)


11


**F $\Delta$**   



**F $\sharp$ <sup>o</sup>**  


**Gm<sup>7</sup>**  



**C<sup>13</sup>**  


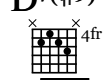
**Bb<sup>13</sup>**  


**Am<sup>7</sup>**  






T	10	10	10	10	10	10	(10)	10	11	11	11	11	10	8	5
A	9	9	9	9	9	8	(8)	8	10	10	10	10	9	7	5
B	10	10	10	10	10	10	(10)	10	8	8	8	8	8	6	5

**Am<sup>7</sup>**  


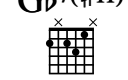
**D7(#9)**  



**Gm<sup>7</sup>**  


**C<sup>13</sup>**  


**F<sup>6/9</sup>**  


**Gm<sup>7</sup>**  


**Gb7(#11)**  




T	(5)	5	6	6	3	3	10	8	8	8	8	3	3	1	1
A	(5)	5	5	5	3	3	9	7	7	7	7	3	3	3	3
B	(5)	5	4	4	3	3	8	7	7	7	7	3	3	2	2

12

G $\flat$  $\Delta$



F $\Delta$



B $\flat$ 7



A $\emptyset$



D7(#9)



Gm7



C $\supset$



Musical notation for the first system, including a treble clef staff with notes and a guitar tablature below. The tablature shows fret numbers for strings T, A, B.

T	11	(11)	11	10	6	4	6	3	3	3	3	3	3
A	10	(10)	10	9	7	5	5	3	3	3	3	3	3
B	11	(11)	11	10	6	5	4	3	3	3	2	2	2
B	9	(9)	9	8	6	5	5	3	3	3	3	3	3

A $m$ 11



Dm7



A $\flat$ m7



Gm7

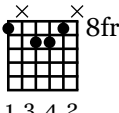
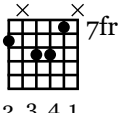
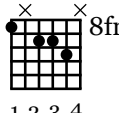
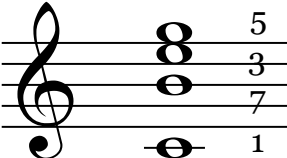

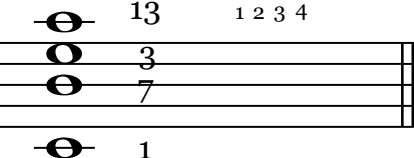


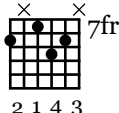
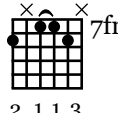
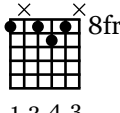
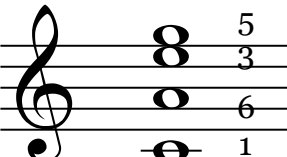

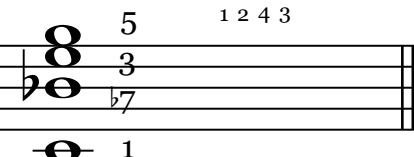
Musical notation for the second system, including a treble clef staff with notes and a guitar tablature below. The tablature shows fret numbers for strings T, A, B.

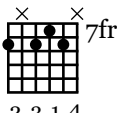
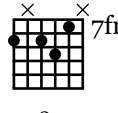
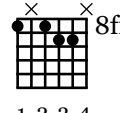


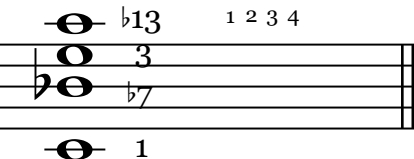
T	3	3	6	6	6	4	(4)	4	3	3
A	5	5	5	5	5	4	(4)	4	3	3
B	5	5	3	3	3	4	(4)	4	3	3
B	5	5	5	5	5	4	(4)	4	3	3

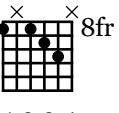
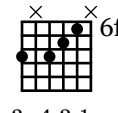
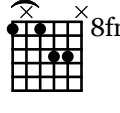


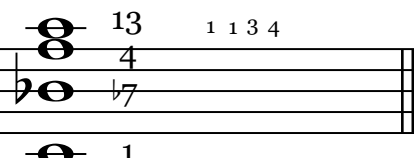
# Week 2: Chord Cheat Sheet p.1

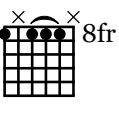
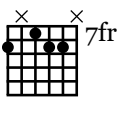
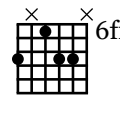


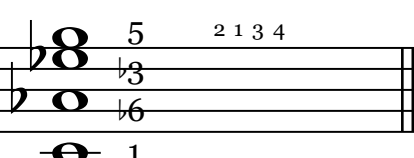
VR

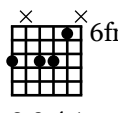
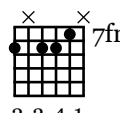
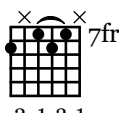



<p><b>C<math>\Delta</math></b></p> 	<p><b>Cmaj7(#11)</b></p> 	<p><b>Cmaj13</b></p> 
		

<p><b>C<sup>6</sup></b></p> 	<p><b>C<sup>6/9</sup></b></p> 	<p><b>C<sup>7</sup></b></p> 
		

<p><b>C<sup>9</sup></b></p> 	<p><b>C7(#11)</b></p> 	<p><b>C7(b13)</b></p> 
		

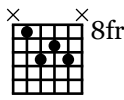

<p><b>C<sup>13</sup></b></p> 	<p><b>C<sup>9</sup>(sus4) B<math>\flat</math>/C</b></p> 	<p><b>C<sup>13</sup>(sus4)</b></p> 
		

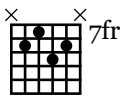
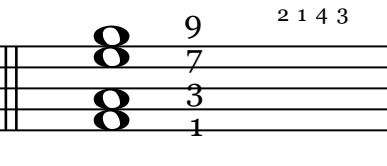
<p><b>Cm<sup>7</sup></b></p> 	<p><b>Cm<sup>6</sup></b></p> 	<p><b>Cm(b6)</b></p> 
		

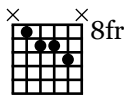
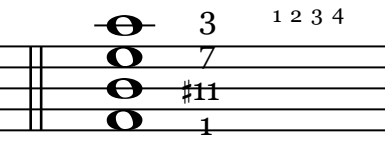
<p><b>Cm<sup>11</sup></b></p> 	<p><b>Cm<sup>7</sup>(b5) C<math>\emptyset</math></b></p> 	<p><b>C<math>\circ</math></b></p> 
		

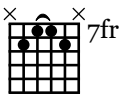

# Week 2: Chord Cheat Sheet p.2

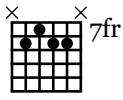

VR

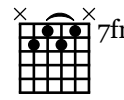
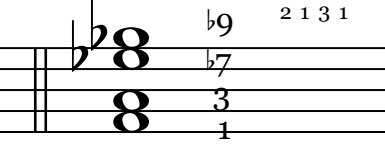
**F $\Delta$**   8fr  
 3 7 5 1

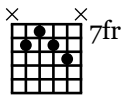

**Fmaj9**  7fr  
 9 7 3 1

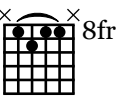
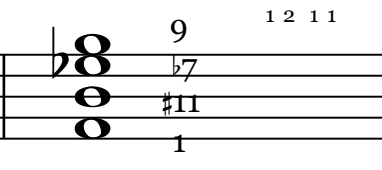
**Fmaj7(#11)**  8fr  
 3 7 #11 1

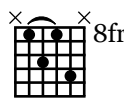
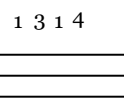

**F6/9**  7fr  
 9 6 3 1

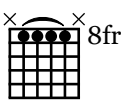

**F9**  7fr  
 9 7 3 1

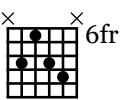

**F7(b9)**  7fr  
 b9 b7 3 1

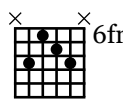
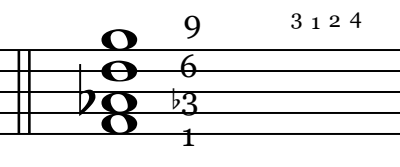
**F7(#9)**  7fr  
 #9 b7 3 1

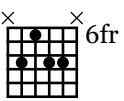

**F9(#11)**  8fr  
 9 b7 #11 1

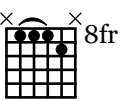
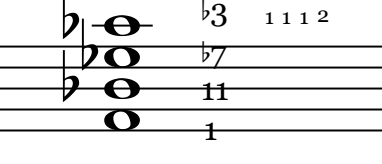
**F7(sus4)**  8fr  
**Fm11**  8fr  
 4 b7 5 1

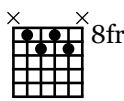
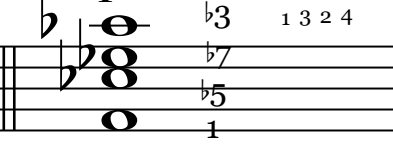
**F9(sus4)**  8fr  
**E $\flat$ /F**  9 b7 4 1

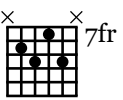

**Fm7**  6fr  
 b3 b7 b3 1

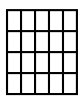
**Fm6/9**  6fr  
 9 6 b3 1

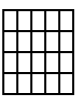
**Fm9**  6fr  
 9 b7 b3 1

**Fm11**  8fr  
 b3 b7 11 1

**Fm7(b5)**  8fr  
**F $\emptyset$**   b3 b7 b5 1

**F $^{\circ}$**   7fr  
 b3 bb7 b5 1





# Have You Met Miss Jones - Comping Etude

Inspired by Chet Baker's recording  
<https://youtu.be/O6JyYasCjFI?si=1x3zyKSkpdrDl4f10&t=60>

VR

**A1**

**F $\Delta$**  **F $\#$ <sup>o</sup>** **Gm<sup>7</sup>** **C<sup>9</sup>**

T	1	1	1	3	3	3	3	(3)	3	3
A	2	2	2	3	3	3	3	(3)	3	3
B	2	1	1	3	3	3	2	(2)	2	2
B	1	2	2	3	3	3	3	(3)	3	3

**Am<sup>11</sup>** **Dm<sup>7</sup>** **Gm<sup>7</sup>** **E<sup>o</sup>**

T	3	3	6	6	(6)	3	3	8	(8)	8
A	5	5	5	5	(5)	3	3	6	(6)	6
B	5	5	5	5	(5)	3	3	8	(8)	8
B	5	5	5	5	(5)	3	3	7	(7)	7

**A2**

**F $\Delta$**  **F $\#$ <sup>o</sup>** **Gm<sup>7</sup>** **C<sup>13</sup>** **Am<sup>7</sup>**

T	10	10	10	10	11	11	10	(10)	5
A	9	9	8	8	10	10	9	(9)	5
B	10	10	10	10	8	8	8	(8)	5
B	8	8	9	9	10	10	8	(8)	5

**Am<sup>7</sup>** **Dm<sup>11</sup>** **Cm<sup>7</sup>** **F<sup>9</sup>** **Bb $\Delta$**

T	5	(5)	5	6	6	6	8	(8)	8	8	8	6
A	5	(5)	5	5	5	5	8	(8)	8	8	8	7
B	5	(5)	5	5	5	5	8	(8)	8	8	8	7
B	5	(5)	5	5	5	5	8	(8)	8	8	8	6

# Have You Met Miss Jones - Comping Etude (p.2)

**B**  $Bb\Delta$   $Abm7$   $Db9$   $Gb6/9$   $Em7$   $A13$

T	(6)	6	6	6	4	4	(4)	2	2	2	8	7
A	7	7	7	7	4	4	(4)	1	1	1	7	6
B	(6)	6	6	6	4	3	(3)	1	1	1	5	5
					4	4	(4)	2	2	2	7	5

$Dmaj9$   $Abm11$   $Db7(b13)$   $Gb\Delta$   $Gm7$   $C7(b13)$

T	5	5	5	5	14	14	10	(10)	10	11	(11)	11	11	9	(9)	9
A	6	6	6	6	11	11	10	(10)	10	10	(10)	10	10	9	(9)	9
B	4	4	4	4	13	13	9	(9)	9	11	(11)	8	8	8	(8)	8
	5	5	5	5	11	11	9	(9)	9	9	(9)	10	10	8	(8)	8

**A3**  $F\Delta$   $F\#o$   $Gm7$   $C13$   $Bb13$   $Am7$

T	10	10	10	10	10	10	10	11	11	11	11	10	8	5
A	9	9	9	9	9	8	(8)	8	8	8	8	8	7	5
B	10	10	10	10	10	10	(10)	8	8	8	8	8	6	5
	8	8	8	8	8	9	(9)	10	10	10	10	8	6	5

$Am7$   $D7(\#9)$   $Gm7$   $C13$   $F6/9$   $Gm7$   $Gb7(\#11)$

T	(5)	5	6	6	3	3	10	8	8	8	8	3	3	1	1
A	(5)	5	5	5	3	3	9	7	7	7	7	3	3	3	3
B	(5)	5	4	4	3	3	8	7	7	7	7	3	3	2	2
		5	5	5	3	3	8	8	8	8	8	3	3	2	2

# Have You Met Miss Jones - Comping Etude (p.3)

Mulgrew Miller inspired harmony and rhythms

<https://www.youtube.com/watch?v=OKt5rS4czb4&t=55s>

Solo break...

## A1

Chords: G<sup>b</sup>Δ, F<sup>Δ</sup>, B<sup>b</sup>7, A<sup>∅</sup>, D7(♯9), Gm<sup>7</sup>, C<sup>9</sup>

T	11	(11)	11	10	6	4	6	3	3	3	3	3	3
A	10	(10)	10	9	7	5	5	3	3	3	3	3	3
B	11	(11)	11	10	6	5	4	3	3	3	2	2	2
	9	9	9	8	6	5	5	3	3	3	3	3	3

Chords: Am<sup>11</sup>, Dm<sup>7</sup>, A<sup>b</sup>m<sup>7</sup>, D<sup>b</sup>7, Gm<sup>7</sup>, C<sup>9</sup>

T	3	3	6	6	6	4	(4)	4	3	3			
A	5	5	5	5	5	4	(4)	4	3	3			
B	5	5	5	5	5	4	(4)	4	3	3			
	5	5	5	5	5	4	4	4	3	3			

## A2

Chords: F<sup>Δ</sup>, B<sup>b</sup>7, A<sup>∅</sup>, D7(♯9), Gm<sup>7</sup>, C<sup>13</sup>

T	10	10	4	6		11	11	11	10	10	10		
A	9	9	5	5		10	10	10	9	9	9		
B	10	10	5	4		8	8	8	8	8	8		
	8	8	5	5		10	10	10	8	8	8		

## B

Chords: Am<sup>7</sup>, Dm<sup>11</sup>, Cm<sup>7</sup>, F<sup>9</sup>, B<sup>b</sup>Δ

T		5	5	6	6	6	8	(8)	8	8	6	6	
A		5	5	5	5	5	8	(8)	8	8	7	7	
B		5	5	5	5	5	8	(8)	8	8	7	7	
		5	5	5	5	5	8	8	8	8	6	6	